

10TH ANNUAL MEETING SOCIETY OF ROBOTIC SURGERY



Past, Present and Future...10 Years & Beyond

PROGRAM

SRS WIFI ACCESS

1. Choose Network:
Disney Convention Center Guest
2. Walt Disney World splash page appears
3. Click on the yellow 'CONNECT' button
under Complimentary Access

JUNE 20 - 23, 2019
DISNEY YACHT AND BEACH CLUB
ORLANDO, FLORIDA



robotics.org



[@socroboticsurg](https://twitter.com/socroboticsurg)



[@societyofroboticsurgery](https://www.facebook.com/societyofroboticsurgery)

INTUITIVE

2,000,000+ urology procedures worldwide* and counting



Urologists were early adopters of da Vinci® technology, starting with the first robotic-assisted prostatectomy in 2000. Working together, we advanced MIS — and the journey didn't stop there. Intuitive strives to recognize, fuel, and foster the drive

that made urologists early adopters and champions of robotic-assisted surgery.

Visit [intuitive.com/urology](https://www.intuitive.com/urology) for more information about the latest da Vinci technology.

* Based on internal Intuitive data.

Important Safety Information

For Important Safety Information, indications for use, risks, full cautions and warnings, please refer to www.intuitive.com/safety.

Da Vinci SP

The safety and effectiveness of this device for use in the performance of general laparoscopic surgery procedures have not been established. This device is only intended to be used for single port urological procedures

and for transoral otolaryngology surgical procedures in the oropharynx for benign tumors and malignant tumors classified as T1 and T2 with the da Vinci EndoWrist SP Instruments and the da Vinci SP surgical system (SP1098).

©2019 Intuitive Surgical, Inc. All rights reserved. Product names are trademarks or registered trademarks of their respective holders. PN1058504-US RevB 04/2019

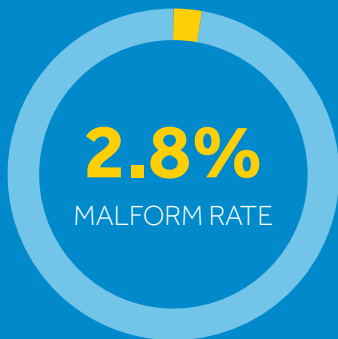
LOWER COMPLICATION RATES.^{1,2,†,‡}

In sleeve gastrectomy surgery, laparoscopic stapling produces superior results compared to Intuitive Surgical^{™*} staplers¹⁻³



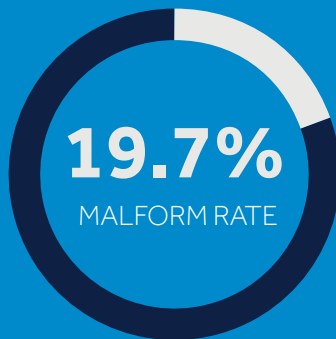


LOWER MALFORMED STAPLE RATE^{2,†}

Tri-Staple[™] technology



Intuitive^{™*} stapling



LOWER LEAK RATE^{1,‡}

0.5%
LAPAROSCOPIC
STAPLING

1.5%
INTUITIVE^{™*}
STAPLING

3.0X
LOWER



Contact your Medtronic representative to learn more.

†Preclinical results may not correlate with clinical performance.

‡Based on an analysis of more than 75,000 sleeve gastrectomy cases.

1. Hagen ME, Jung MK, Fakhro J, et al. Robotic versus laparoscopic stapling during robotic Roux-en-Y gastric bypass surgery: a case-matched analysis of costs and clinical outcomes. *Surg Endosc*. 2018;32(1):472-477.

2. Fazl Alizadeh R, Li S, Inaba CS, et al. Robotic versus laparoscopic sleeve gastrectomy: a MBSAQIP analysis. *Surg Endosc*. 2018. doi: 10.1007/s00464-018-6387-6. [Epub ahead of print]

3. Based on internal test report #PCG-029, Intuitive Surgical[™] stapling competitive analysis. Tri-Staple[™] technology and Intuitive[™] staplers were fired in ex vivo porcine stomach in similar locations with comparable tissue thicknesses; tissue was evaluated for cutline quality and damage immediately after firing, November 2016.



C-SATS
WITH THE *Johnson & Johnson* INSTITUTE

Is your health system effectively applying AI to improve clinical outcomes?

Explore how the C-SATS platform is reducing cost and variability of care while leveraging AI to empower surgeons with objective, measurable and personalized feedback.

Visit us in the exhibit hall

Request a demonstration

csats.com/demo



Affordable. Measurable. Objective.

csats.com

Transforming surgery. For good.

See the next-generation surgical robotic system in action.

cmrsurgical.com

FOR INVESTIGATIONAL USE ONLY. NOT FOR COMMERCIAL SALE.



CMR
SURGICAL

PROGRAM DIRECTORS



Allied Health
Aileen Caceres
MD MPH, FACOG



Cardiac
T. Sloane Guy, MD



Cardiac/Thoracic
Ghulam Abbas, MD



Gynecology
Martin Martino, MD



Gynecology
Robert Holloway, MD



General Surgery
Eduardo Parra-Davila
MD, FACS, FASCRS



Head & Neck
Umamaheswar
Duvvuri, MD, PhD



Pediatric
Pablo Gomez, MD



Plenary/ Urology
Vipul Patel
MD, FACS



Plenary/Urology
Kenneth Palmer, MD

OFFICERS

PRESIDENT

Vipul R. Patel, MD, FACS
Urology
USA

PRESIDENT ELECT

Farid Gharagozloo, MD, FACS
Cardiothoracic
USA

SECRETARY

Martin Martino, MD
Gynecology
USA

TREASURER

Peter Wiklund, MD
Urology
Sweden

PAST PRESIDENT

Keith Chae Kim, MD, FACS
General Surgery
USA

ADVISORS

Giuseppe Spinoglio, MD, FACS
Italy

Alex Mottrie, MD, PhD
Belgium

Konstantinos M. Konstantinidis, MD, PhD, FACS
Greece

Jacques Hubert, MD
France

Carlos Eduardo Domene, MD, PhD
Brazil

Ivo A.M.J. Broeders, MD
Netherlands

BOARD MEMBERS

Abbas Abbas, MD
CardioThoracic
USA

David M. Albala, MD
Urology
USA

Stephan Buse, MD
Urology
Germany

Aileen Caceres, MD, MPH, FACOG
Gynecology
USA

Rafael Coelho, MD
Urology
Brazil

Werner Draaisma, MD, PhD
General Surgery
Netherlands

Umamaheswar Duvvuri, MD, PhD
Head & Neck
USA

Ricardo E. Estape, MD
Gynecology
USA

Pablo Gomez, MD
Pediatric Urology
USA

Robert W. Holloway, MD
Gynecology
USA

Jim C. Hu, M.D., M.P.H.
Urology
USA

Jean Luc Jansen, MD
CardioThoracic
BELGIUM

Fabrizio Luca, MD
Colorectal
Italy

Eduardo Parra Davila, MD, FACS, FASCRS
Colorectal
USA

Bernardo Rocco, MD
Urology
Italy

Inderpal Sarkaria, MD
Thoracic
USA

Stephen B. Williams, MD
Urology
USA

Zaki Al Muzaki, MD
General Surgery
UAE

FACULTY

ALLIED HEALTH

Aileen Caceres
John Andrich
Bruce Barnes
Amine Bouri
Antravia Butler
Daniele Fuhrich
Rebecca Holmes
Cathy Jenson
Kyle Langston
Ana Medina
Anthea Ponce
Abe Segui
Joanne Williams

CARDIAC

Husam H. Balkhy
Dan Bethancourt
Johannes Bonnati
Randolph Chitwood
T. Sloane Guy
Wiley Nifong
Nirav Patel
Evelio Rodriguez

COLORECTAL

Eduardo Parra Davilla
Ricardo Abdalla
Luiz Alfredo Almeida
Agustin Alvarez
Sam Atallah
Vedra Augenstein
Conrad Ballecer
Pier Paolo Bianchi
Jorge Bravo
Joseberg Campos
Ivan Ceconello
Enrique Chavarria
Guy Seog Choi
Adolfo Cuendis
Antonio Cury
Marcos Denadai
Carlos Domene
Kevin El-Hayek
Alexandre Elias
Enrique Elli
Carlos Galvani
Pier Giulantotti

Anthony Gonzalez
Juan Roberto Gonzalez
Woo Jin Hyung
Brian Jacob
Craig Johnson
Seon-hahn Kim
Konstantinos Konstantinides
Javier Kuri
Julio Lococo
Henry Lujan
Flavio Malcher
Wagner Marcondes
John Marks
John Martinie
Armando Melani
Filip Muysoms
Yuri Novitsky
Andrea Pakula
Amjad Parvais
Alexadre Prado de Resende
Victor Radu
Juan Carlos Reyez
Omaira Rodriguez
Alexander Rosemurgy
Sharona Ross
Anatoliy Rudin
Rubens Sallum
Juan Carlos Sanchez
Cesar Santiago
Vladimir Schraibman
Stephen Scott
Mark Soliman
Giuseppe Spinoglio
Iswanto Sucandy
Leandro Totti
Itzel Vela
Carlos Veo
Paula Volpe
Erick Wilson
Jose Yeguez
Anusak Yiengpruksawan

GYNECOLOGY

Jubilee Brown
William Burke
Aileen Caceres
Sean Dowdy
Ricardo Estape

Ginger Gardner
Walter Gotleib
Gustavo Guitmann
Sarika Gupta
Lynn Hatcher
Robert Holloway
Hope Johnson
Gregory Kaintz
Eftichia Kontopoulos
Todd Larson
Jeff Levy
Peter Lim
Martin Martino
Chuck Miller
Keith Nahigian
Wendel Naumann
Joseph Patruno
Brian Slomovitz
Thiers Soares Raymundo
Mirielle Truong

HEAD AND NECK

Umamaheswar Duvvuri
Sanket Chauhan
David Cognetti
Stephan Lang
Eliza Beth Littleton
Stefan Mattheis
Vin Paleri

HOSPITAL EXECUTIVES & ADMINISTRATORS

Sandra Aguilar
Luis Cavalier
Stacy Crawford
Maria Delarosa
Randy Fagin
Kevin Felker
Doug Harcombe
Tadzia Harvey
Cathy Jensen
Anjali Kataria
Tara McCoy
Karen Miller
Monica Reed
Marla Silliman
Charles Souleman
Al Odeh

FACULTY

PEDIATRIC

Pasquale Casale
Miguel Castellan
Patricio Gargollo
Pablo Gomez
John Meehan

PLENARY

Ghulam Abbas
Neeraj Agrawal
Kurt Azarbarzin
Jamin Brahmabhatt
Aileen Caceres
Pete Carnegie
Sanket Chauhan
Randolph Chitwood
Rafael Coelho
Uma Duvvuri
Pablo García Kilroy
Farid Ghargozloo
Fraser Gillies
Piero Giulianotti
Pablo Gomez
Dave Hermann
Fiona Haig
Robert Holloway
Andrew Hung
Jihad Kaok
Daniel Kim
Stephen Knych
Jeff Levy
Murugesan Manoharan
Jacques Marescaux
Martin Martino
David McNally
Armando Melani
Fred Moll
Mohan Nathan
Senthil Nathan
Kenneth Palmer
Eduardo Parra-Davila
Vipul Patel
Dmitry Pushkar
Ryan Rhodes
Bernardo Rocco
Sharona Ross
Sachin Sankholkar
Nick Shah

Ananth Sivaraman
Mark Slack
Sudhir Srivastava
Babak Tehranchi
Todd Usen
Richard Walsh
Jamie Wong
Stephen Williams

THORACIC

Abbas Abbas
Ghulam Abbas
Faiz Bohra
Pete Carnegie
Mark Dylewski
Farid Ghargozloo
Luis Herrera
Richard Lazzaro
Jeff Levy MD
Zhigang Li
Sudish Murthy
Roman Petrov
Jens Ruckert
Inderpal Sarkaria
Lana Schumacher
Harmik Soukiasian
Laurence Spier
Ricardo Mingarini Terra
Giulia Veronesi
Mike Zervos

UROLOGY

Ronney Abaza
David Albala
Ketan Badani
Seetharam Bhat
David Bouchier-Hayes
Sanket Chauhan
Rafael Coelho
Hugo Davila
Marin Georgiev
Camilo Giedelman
Anup Gupta
Sung-Ku Kang
Jihad Kaok
Young Hwii Ko
Scott Leslie
Ray Leveillee

Kris Maes
Murugesan Manoharan
Marcio Moschovas
Senthil Nathan
Gabriel Ogaya
Fikret Onol
Marcelo Orvieto
Kenneth Palmer
Vipul Patel
James Porter
Dmitry Pushkar
Bernardo Rocco
Travis Rogers
Srinivas Samavedi
Oscar Schatloff
Ananth Sivaraman
Raju Thomas
Rair Valero
Peter Wiklund

NEEDS EDUCATION AND ACCREDITATION

EDUCATIONAL NEEDS

CARDIOTHORACIC

The community of cardiothoracic surgeons, heavily influenced by critical comments after the initial phase of application, needs to be informed in detail about the significant progress in robotic technology as a third-generation device is available. Surgeons also need to learn about the broad spectrum of procedures which can already be tackled using robotics and stepwise approaches to reduce learning curve effects.

COLORECTAL/GENERAL SURGERY

This is a lack of standardized techniques for most of the procedures in general surgery that are performed robotically. Although adoption of the robotic surgical system has been slow, there has been in recent years a surge in the utilization of robotics in all areas of general surgery. This symposium will bring together the leading robotic general surgeons from around the world to discuss in a step-by-step fashion the techniques for performing the various general surgical procedures robotically, as well as to discuss the advantages and limitations of robotic approach, and review the available outcomes data.

GYNECOLOGY

Currently, minimally invasive surgery may appear daunting to many practicing gynecologic surgeons. Unfamiliarity with new instruments, issues of acquiring dexterity of manipulation and adaptation to tactile perceptions may all add to the perception of a long and steep learning curve. Sessions in this program should introduce practicing gynecologic surgeons and residents in training to the possibilities, the proper application and the advantages of using the robotic platform in their practices. Hands-on experience and technical training are not a part of this program; however, they are a logical next step for those participants who are encouraged by the presentations to learn new technology.

PEDIATRIC

The current robotic instrumentation and equipment have been designed with adults in mind. There is a significant lack of information regarding the setup of this current robotic technology as it applies to children in both pediatric general surgery and pediatric urology. Additionally, there is a lack of information on the limitations of robotic surgery for children in both pediatric general surgery and pediatric urology. However, the use of robotics in pediatric surgery is increasing and standardized approaches to complex multi-step surgery have been developed. The SRS meeting is an opportunity to share these developments and insights in pediatric robotic surgery.

PLENARY SESSION

The continuous issue with robotic surgery is lack of surgeon experience. Complications resulting from robotic surgery can impact morbidity and hospital length of stay. The lack of surgeon experience and technique is instrumental in preventing these complications. Robotic surgery has been proven to be excellent in oncologic outcomes, but the outcomes are highly dependent on surgeon skill. There have also been significant improvements in peri-operative patient management with the introduction of enhanced recovery protocols. Additionally, new MedTech companies have entered the market to develop robotic surgery platforms. This plenary session is designed to report the latest updates on the new robotic platforms, share insights and results from the implementation of enhanced recovery protocols and describe advancements in surgical technique and patient care in each of the defined surgical specialties. The most experienced surgeons in each of the identified fields will present these state-of-the-art lectures.

TRANSORAL

Otolaryngology: Head and Neck Surgery (ORLHNS) is an evolving field that requires consistent review of diagnostic and treatment strategies. Moreover, ORLHNS providers need up-to-date reviews of topics that affect the care of their patients. Specifically, they need to be aware of recent and emerging strategies for integrating transoral robotic surgery (TORS) into their practices. Clinical correlation of latest management options with patient scenarios is needed to reinforce learning.

UROLOGY

The goal for this course is to have novice surgeons learn technical skills surrounding the treatment of prostate, kidney and bladder cancer from those surgeons with exemplary experience. Since skill and experience are proven mechanisms and key to success for robotic surgery, these skills and knowledge are necessary. It is our hope that this course will both increase surgeons' abilities to treat urologic cancer, as well as better address optimized peri-operative care for patients presenting with urologic cancer.

ACCREDITATION STATEMENT

In support of Improving Patient Care, Rush University Medical Center is accredited by the American Nurses Credentialing Center (ANCC), the Accreditation Council for Pharmacy Education (ACPE), and the Accreditation Council for Continuing Medical Education (ACCME) to provide continuing education for the healthcare team.

Rush University Medical Center designates this live activity for a maximum of (21.25) AMA PRA Category 1 Credit(s)[™]. Physicians should claim only credit commensurate with the extent of their participation in the activity.

This activity is being presented without bias and without commercial support.

ANCC Credit Designation – Nurses

The maximum number of hours awarded for this CE activity is 21.25 contact hours.

Rush University is an approved provider for physical therapy (216.000272), occupational therapy, respiratory therapy, social work (159.001203), nutrition, speech-audiology, and psychology by the Illinois Department of Professional Regulation. Rush University designates this live activity for (21.25) Continuing Education credit(s).

EDUCATION AND ACCREDITATION

EDUCATIONAL OBJECTIVES

At the conclusion of this course, attendees should be able to:

CARDIOTHORACIC

- Describe contemporary technology and techniques in robotic cardiothoracic surgery.
- Review current results after robotic cardiothoracic surgery.
- Recognize the efforts necessary to learn robotic heart, lung, mediastinal and esophageal surgery.

COLORECTAL/GENERAL SURGERY

- Review key components of the current robotic systems and their advantages/disadvantages compared to conventional laparoscopy.
- Demonstrate the current applications of the robotic technology in the areas of general surgery: bariatric, colorectal, hepatobiliary, pancreas, endocrine, thoracic/esophageal, solid organ and hernias.
- Describe the standard robotic port placement and variations for extenuating patient circumstances to include patients with prior abdominal surgery and obesity.
- Explain the detailed surgical steps and philosophies of various general surgery procedures accomplished with robotic assistance.
- Describe the future of surgery, including how current and future innovations with impact general surgery.
- Demonstrate efficient steps in various abdominal robotic procedures to reduce the learning curve associated with various abdominal robotic procedures.
- Describe techniques for various single-port robotic abdominal procedures.

GYNECOLOGY

- List and explain three rational safe alternatives to open morcellation and uterine leiomyoma during minimally invasive hysterectomy.
- Explain the complex analysis of hospital cost, charges, reimbursement and estimates on morbidity costs that shape the arguments for and against robotic hysterectomy with respect to cost-effectiveness.
- Describe the basic elements of safe and effective vaginal prolapse repair in robotic-assisted procedures.
- Describe at least three tips and tricks with single-site robotic hysterectomy that improve efficiency and safety with this platform.
- List the major variables associated with cost of robotic procedures and explain strategies to improve cost-effectiveness.
- Describe at least three potential flaws with a recent analysis of robotic adnexal surgery that suggested adnexal surgery was not cost-effective.
- Identify strategies to reduce medicolegal risk with robotic-assisted surgery.
- Explain the rationale for structured and evaluable training methods as a strategy to improve the safety and quality of robotic surgery.
- Describe potential technological advantages of the new robotic systems.
- Recognize clinical scenarios where the robotic platform can be useful for primary and secondary resection of ovarian cancer.
- List the anatomic boundaries and describe techniques for exposure of infrarenal lymphadenectomy.
- Describe recently described techniques for sentinel lymph node mapping gynecologic oncology.
- Explain clinical pros and cons of offering radical trachelectomy for early stage cervical cancer in patients desiring fertility.
- Prepare concept for phase III evaluation of robotic-assisted surgery in gynecologic surgery.

PEDIATRIC

- Review the differences and changes that are required to adapt the current robotic technology to children.
- Explain the differences and issues regarding port placement and set up of various pediatric robotic procedures in both pediatric general surgery and pediatric urology.
- Describe the robotic surgical techniques of Kasai portoenterostomy, choledochal cyst resection, thymectomy, mediastinal mass resection, pyeloplasty, ureteral implant and several other pediatric robotic procedures.
- Identify the limitations of pediatric robotic surgery in both general surgery and urology.

PLENARY SESSION

- Identify new specialties and procedures in which robotic surgery may become valuable in the future.
- Describe current trends in robotic surgeries across all specialties and examine the development of next generation robots.
- Describe enhanced recovery protocols that are implemented into patient care pathways to improve patient recovery and reduce complications.
- Explain the development of robotic surgical teams using metric-based evaluation.
- Identify and describe surgical systems and how they impact robotic surgery.
- Identify current locations utilizing and developing simulation technology.

TRANSORAL

- Illustrate the basic function of a robotic surgical system.
- Describe the most common oncologic indications and contradictions for the use of a robotic surgical system.
- Identify transoral robotic surgery for benign and malignant tumors of the mouth and throat.
- Describe robotic approaches to neck dissection.
- Explain the robotic approach to thyroidectomy.
- Describe the preoperative evaluation of the sleep apnea patient for transoral robotic surgery.
- Explain the transoral robotic surgery operative procedures for sleep apnea.
- Describe the postoperative management of patients undergoing transoral robotic surgery.

UROLOGY

- Evaluate and analyze the surgical techniques and methodology behind complex robotic urologic cancer surgeries such as prostatectomy, cystectomy and partial nephrectomy.
- Describe the key complications and outline the intra-operative and post-operative management related to robotic surgery procedures using video-based learning, live surgery and expert panel discussion.
- Identify the current enhanced recovery protocols for improving patient recovery and reducing length of stay in hospital following robotic prostatectomy, partial nephrectomy and cystectomy.
- Identify the current and upcoming protocols for regaining potency and continence following robotic prostatectomy and cystectomy.
- Explain a clinical update on treating, diagnosing and managing complications of localized, regionally advanced metastatic urinary cancer.
- Explain the surgical techniques and methodology behind complex robotic cancer surgeries, including partial nephrectomy, robotic prostatectomy and nephroureterectomy.
- Illustrate upcoming new technologies in the field of robotic surgery, including new robotic and imaging technologies.



DISNEY'S YACHT CLUB ENTRANCE

DISNEY'S BEACH CLUB ENTRANCE

CONVENTION CENTER

BEACH CLUB RESORT

BEACH CLUB VILLAS

YACHT CLUB RESORT

CHECK-IN

VOLLEYBALL COURT

TENNIS COURTS

CRESCENT LAKE

WALKWAY TO EPCOT

BOAT LAUNCH TO EPCOT® AND DISNEY'S HOLLYWOOD STUDIOS®

Room.....
 Building.....
 Floor.....
 If you have questions, please call 407-934-3649 or visit the Front Desk.

Running Trail continues around Crescent Lake

Service animal relief areas located in grassy areas adjacent to parking lots.

Timon and Pumbaa from "The Lion King" are part of our problem-free safety philosophy. Keep an eye out for their safety reminders throughout the Walt Disney World® Resort. To learn more visit disneywildaboutsafety.com

©Disney YB2001/FY18PC25834 0119

GUEST SERVICES

- A** Lobby/Concierge
- B** Disney Vacation Club® Information Center
- C** Resort Airline Check-In

DINING

- D** The Market at Ale & Compass
- E** Ale & Compass Restaurant
- F** Ale & Compass Lounge
- G** Crew's Cup Lounge
- H** Yachtsman Steakhouse
- I** Beaches & Cream Soda Shop

J Hurricane Hanna's Waterside Bar & Grill

- K** Martha's Vineyard
- L** Cape May Cafe
- M** Beach Club Marketplace

SHOPPING

- D** The Market at Ale & Compass
- M** Beach Club Marketplace

RECREATION

- N** Stormalong Bay
- O** Ship Shape Massage, Salon and Fitness

P Lafferty Place Arcade

- Q** Seaside Retreat
- R** Campfire
- S** Bayside Marina

Wi-Fi is available in many areas throughout our Resorts including Guest rooms, main lobbies and feature pools. (Coverage may vary.)

- Bus Stops
- Disney's Magical Express® Bus Stop
- Laundry
- Automated External Defibrillators
- Elevators
- Designated Smoking Locations
- Dining Reservations Recommended (Call 407-WDW-DINE for more information.)

- Running Trail (0.8 mile)
- Route to Convention Center

SPECIAL EVENT INFORMATION

Disney's Yacht and Beach Club Resort to Epcot® Theme Park



PLEASE BE AT THE EPCOT INTERNATIONAL GATEWAY BY 7:00 PM

**FRIDAY NIGHT SOCIAL EVENT
AMERICAN ADVENTURE ROTUNDA AT EPCOT
FRIDAY, JUNE 21, 2019 • 7:30 PM**

- 7:00pm Event Guide Greeting at International Gateway
- 7:15pm Escort to American Adventure Rotunda
- 8:45pm Escort to Italy Isola & West Plaza for Dessert Party & Fireworks
- 9:30pm Depart on Your Own

ADDITIONAL TICKETS AVAILABLE FOR PURCHASE AT SRS REGISTRATION DESK

COMPLIMENTARY 12 Years of Age and Younger
\$80/TICKET 13 Years of Age and Older

INDUSTRY SPONSORED LUNCH

FRIDAY, JUNE 19, 2019 • 12:00 PM - 1:00 PM

GRAND HARBOR BALLROOM NORTH

Powering Digital Surgery Through Artificial Intelligence
Derek Streat, Vice President
Digital Educational Solutions
Johnson & Johnson Institute



C-SATS
WITH THE *Johnson-Johnson* INSTITUTE

NEW SESSIONS THIS YEAR

**HOSPITAL EXECUTIVES & ADMINISTRATORS
THURSDAY, JUNE 20, 2019 • 7:25 AM - 11:30 AM
CAPE COD AB**

Program Chairs: Vipul Patel, Doug Harcombe

**WOMEN IN ROBOTICS BREAKFAST PROGRAM
FRIDAY, JUNE 21, 2019 • 7:00 AM – 8:00 AM
ASBURY A**

**EMPOWERING WOMEN ON JOURNEY OF ADOPTING
ROBOTICS IN THEIR PRACTICE: OVERCOMING THE
HURDLES**

Chair: Aileen Caceres, MD, MPH, FACOG
Co-Chair: Darla Hutton

We will present information on robotics across the specialities and its adoption rate by women across these specialities. We will explore the challenges and roadblocks to incorporating robotics into practice for women across spectrums of training; from residency to advanced practice. This session is geared for everyone who is invested in developing robust robotic programs supporting female providers and also help female surgeons identify their growth potential

**INVESTING IN ROBOTIC SURGICAL INNOVATION
SATURDAY, JUNE 22, 2019 • 8:00 AM-12:00 PM
ASBURY C**

PRE-REGISTRATION REQUIRED. ADMITTANCE WITH TICKET.

Session Chairs: Vipul Patel, Aneesh Chopra, Avi Raval, Fred Moll, Mohan Nathan, Amit Vohra

Faculty: Amit Vohra, Amit Hazan, Mohan Nathan, Darla Hutton, Daniel Kim, Ryan Rhodes, David McNally, David Herman, Raj Toletti, Antal Desai, Arjun Desai, Mike Liang, James Rogers, Neeraj Agrawal

DISNEY'S YACHT & BEACH CLUB RESORTS

JUNE 20 - 23, 2019

REGISTRATION & INFORMATION

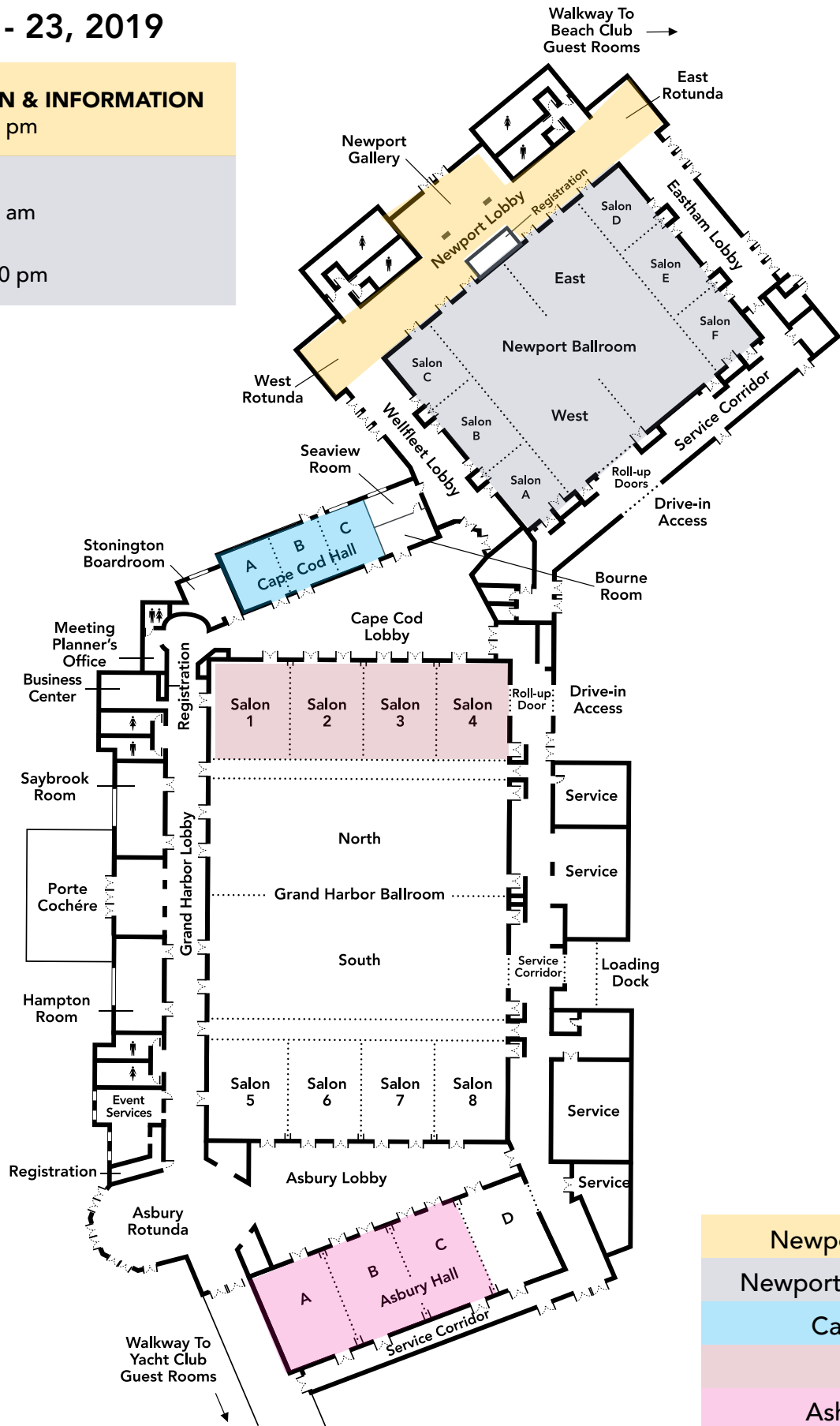
6:30 am – 5:00 pm

BREAKFAST

6:30 am – 8:00 am

LUNCH

12:00 pm - 1:00 pm



Newport Lobby
Newport Ballroom
Cape Cod A-C
Salon 1-4
Ashbury A-C

AGENDA

SCHEDULE AT A GLANCE

SUB-SPECIALTY GROUP SESSIONS

LOCATION	NORTH SALON 1-3	ASBURY A	ASBURY B	ASBURY C	CAPE COD AB	NORTH SALON 4	CAPE COD C
THURSDAY, JUNE 20							
MORNING					Hospital Executives & Administrators		
AFTERNOON	Plenary						
FRIDAY, JUNE 21							
MORNING	Plenary	Women in Robotics	Head & Neck				
AFTERNOON	Urology	Gynecology	Head & Neck	Upper GI	Thoracic	Bariatric	
SATURDAY, JUNE 22							
MORNING	Urology	Gynecology	Cardiac	Investing in Robotic Surgical Innovation	Thoracic	Hernia	Colorectal
AFTERNOON	Urology	Gynecology	Cardiac	Pediatric	Thoracic	Hernia	Colorectal
SUNDAY, JUNE 23							
MORNING	Plenary	General Surgery	Hepatobiliary Pancreas and Solid Organs	Allied Health			

SUB SPECIALTY AGENDAS ARE LISTED ALPHABETICALLY IN THE PROGRAM.

AGENDA

ALLIED HEALTH

SUNDAY, JUNE 23, 2019

SECTION CHAIRS



Aileen Caceres

8:00 am – 12:00pm	Session I: OR Efficiency for Allied Health Building Efficiency in Robotic Surgical Team Operations and Training Moderators: <i>Aileen Caceres and Cathy Jenson</i>
08:00 am – 08:10 am	Introductions <i>Aileen Caceres and Cathy Jenson</i>
08:15 am – 08:35 am	Empowering Teams in Thoracic Surgery to Work Efficiently and Successfully <i>Joanne Williams</i>
08:40 am – 09:00 am	The Robotic Coordinator: Ingredients for Good Surgical Outcomes <i>Anthea Ponce</i>
09:05 am – 09:25 am	First Assistant Roles in Robotic Surgery: Is Training Up to Date in National Allied Health Curriculums? <i>Ana Medina and Amine Bouri</i>
09:30 am – 10:00 am	Surgical Assistant Role in Robotic Surgery: The Power of Efficient Set-ups in Gynecology <i>Abe Segui and Bruce Barnes</i>
10:05 am – 10:25 am	Techniques in Improving Operating Room Efficiency in Robotic Surgery: Experience from Thoracics And Urology <i>Antravia Butler and John Andrich</i>
10:30 am – 10:50 am	Best Practices for Robotic Surgery Programs <i>Kyle Langston</i>
11:00 am – 11:30 am	Round group Discussion/Final tips <i>Daniele Fuhrich and Rebecca Holmes</i>
11:30 am – 12:00 pm	Q&A


BARIATRIC

FRIDAY, JUNE 21, 2019

SECTION CHAIRS



Luiz Almeida



Carlos Galvani

1:00 pm – 1:13 pm	Robotic sleeve gastrectomy <i>Stephen Scott</i>
1:13 pm – 1:21 pm	Robotic revision of sleeve gastrectomy <i>Enrique Elli</i>
1:21 pm – 1:29 pm	Robotic Conversion from sleeve to bypass <i>Alexandre Elias</i>
1:29 pm – 1:42 pm	Robotic bariatric surgery primary and revisional <i>Carlos Galvani</i>
1:42 pm – 1:50 pm	Robotic gastric bypass in super-obese patient <i>Juan Roberto Gonzalez</i>
1:50 pm – 1:58 pm	Robotic RNY in Super obese patient with steatohepatitis cirrhosis <i>Luiz Alfredo Almeida</i>
1:58 pm – 2:06 pm	Robotic single anastomosis bariatric surgery <i>Stephen Scott</i>
2:06 pm – 2:14 pm	Hepatomegaly complicating robotic RYGB: a novel liver retractor with falciform section. <i>Josemberg Campos</i>
2:14 pm – 2:27 pm	Robotic revisional bariatric surgery <i>Carlos Domene</i>
2:27 pm – 2:35 pm	Robotic recurrent hiatal hernia repair takedown of fundoplication and conversion to gastric bypass <i>Carlos Galvani</i>
2:35 pm – 2:43 pm	Robotic gastric bypass after hiatal hernia repair <i>Alexandre Elias</i>
2:43 pm – 2:56 pm	Robotic revisional bariatric surgery: It's really worth <i>Luis Alfredo Almeida</i>
2:56 pm – 3:04 pm	Robotic resection of diverticulum after by-pass surgery <i>Paula Volpe</i>
3:04 pm – 3:24 pm	Coffee Break
3:24 pm – 3:32 pm	Robotic Heller myotomy in bariatric surgery patients <i>Stephen Scott</i>
3:32 pm - 3:40 pm	Magnetic Assistance in Robotic Bariatric <i>Surgery Jorge Bravo</i>
3:40 pm – 3:48 pm	Robotic revisional bariatric surgery: gastric pouch resizing to treat outlet obstruction after open rygb <i>Josemberg Campos</i>
3:48 pm – 4:01 pm	Value of robotic surgery in revisional bariatric surgery <i>Enrique Elli</i>
4:01 pm – 4:09 pm	Robotic Herniated pouch and candy cane <i>Paula Volpe</i>
4:09 pm – 4:17 pm	Bleeding and gastric fundus perforation during robotic gastric bypass <i>Luis Alfredo Almeida</i>
4:17 pm – 4:25 pm	Recurrent HHR post gastric bypass and redo GJA. <i>Carlos Galvani</i>
4:25 pm – 4:38 pm	Learning curve in robotic gastric bypass: How to start it? <i>Josemberg Campos:</i>
4:38 pm – 4:46 pm	Robotic-assisted conversion from slipped Nissen to Roux-en-Y Gastric Bypass. <i>Enrique Elli</i>
4:46 pm – 4:54 pm	Robotic treatment of giant hiatal hernia. <i>Paula Volpe</i>
4:54 pm – 5:07 pm	Enhanced imaging in robotic general and bariatric surgery <i>Stephen Scott</i>
5:07 pm – 5:20 pm	Robotic duodenal switch <i>Enrique Elli</i>
5:20 pm – 5:28 pm	Robotic gastrogastic fistula after gastric bypass <i>Luis Alfredo Almeida</i>
5:28 pm – 5:41 pm	Future of robotic bariatric surgery, new frontiers <i>Erick Wilson</i>

CARDIAC

SECTION CHAIRS



T. Sloane Guy



Ghulam Abbas

SATURDAY, JUNE 22, 2019

8:00 am – 8:15 am	Introduction
8:15 am – 8:45 am	History and Future of Robotic Cardiac Surgery <i>Randolph Chitwood</i>
8:45 am – 9:15 am	Robotic MIDCAB Procedure: How I do It <i>Nirav Patel</i>
9:15 am – 9:45 am	Robotic TECAB: The Ultimate Minimally Invasive CABG <i>Johannes Bonnati</i>
9:45 am – 10:15 am	Break
10:15 am – 11:00 am	Endoscopic Robotic Mitral Valve Repair <i>T. Sloane Guy</i>
11:00 am – 11:30 am	Robotic Cardiac Surgery: Not Just for Mitral Repair and Coronary Bypass! <i>Sam Balkhy</i>
11:30 am – 12:00 pm	Panel Discussion Panelists: <i>Randolph Chitwood, Karen Gersch, Johannes Bonnati, T. Sloane Guy, Sam Balkhy</i>
12:00 pm – 1:00 pm	Lunch
1:00 pm – 1:30 pm	Avoiding and Managing Complications in Robotic Cardiac Surgery <i>Randolph Chitwood</i>
1:30 pm – 2:00 pm	Clinical Evidence for Robotic Cardiac Surgery <i>Evelio Rodriguez</i>
2:00 pm – 2:30 pm	When to Convert in Robotic Cardiac Surgery <i>Wiley Nifong</i>
2:30 pm – 3:00 pm	Anastomotic Alternatives in TECAB and Robotic MIDCAB Procedures <i>Sam Balkhy</i>
3:00 pm – 3:30 pm	Break
3:30 pm – 4:00 pm	Combining a Robotic Coronary and Mitral Practice in a Private Practice Setting <i>Dan Bethancourt</i>
4:00 pm – 4:30 pm	Getting Trained: Preparing Yourself and the Team for Robotic Cardiac Surgery <i>T. Sloane Guy</i>
4:30 pm – 5:00 pm	Panel Discussion Panelists: <i>Randolph Chitwood, Dan Bethancourt, Evelio Rodriguez, Wiley Nifong, Sam Balkhy, T. Sloane Guy</i>

AGENDA


COLORECTAL

SATURDAY, JUNE 22, 2019

SECTION CHAIRS



Armando Melani



Mark Soliman

7:00 am - 7:13 am	Robotic bottom up right colectomy <i>Pier Paolo Bianchi</i>
7:13 am - 7:21 am	Robotic bottom-to-up right colectomy with CME: tips and tricks <i>Giuseppe Spinoglio</i>
7:21 am - 7:29 am	Comparison between medial-to-lateral and bottom-to-up right colectomy with CME-. Personal experience <i>Giuseppe Spinoglio</i>
7:29 am - 7:42 am	Fluorescence guided-robotic right colectomy with CME and bottom-to-up approach <i>Giuseppe Spinoglio</i>
7:42 am - 7:50 am	Robotic extended right colectomy for large tumor <i>Craig Johnson</i>
7:50 am - 8:03 am	Mastery of the intracorporeal anastomosis <i>Mark Soliman</i>
8:03 am - 8:11 am	Robotic splenic flexure takedown <i>Pier Paolo Bianchi</i>
8:11 am - 8:19 am	Robotic Arc of riolan preserving splenic flexure takedown. <i>Seon-hahn Kim</i>
8:19 am - 8:32 am	Standardization of robotic splenic flexure takedown <i>Carlos Veo</i>
8:32 am - 8:40 am	Robotic subtotal colectomy <i>Craig Johnson</i>
8:40 am - 8:48 am	Robotic total abdominal colectomy with ileorectal anastomosis <i>Henry Lujan</i>
8:48 am - 9:15 am	COFFEE BREAK

BENIGN LEFT SIDED RESECTIONS

9:15 am - 9:23 am	Totally robotic sigmoid and left hemicolectomies. Advanced technical pearls you won't find in a textbook. <i>Mark Soliman</i>
9:23 am - 9:31 am	Robotic colectomy for complex diverticulitis <i>Giuseppe Spinoglio</i>
9:31 am - 9:39 am	Robotic in complicated diverticulitis in obese <i>Craig Johnson</i>
9:39 am - 9:47 am	Robotic complicated diverticular disease with colcutaneous fistula and bladder resection <i>Itzel Vela</i>
9:47 am - 9:55 am	Complex diverticular disease with Colovaginal fistula <i>Cesar Santiago</i>
9:55 am - 10:03 am	Sigmoidectomy for diverticulitis with rectal artery preservation <i>Pier Paolo Bianchi</i>
10:03 am - 10:11 am	LST Rectum resection with Robotic <i>Ricardo Abdalla:</i>
10:11 am - 10:19 am	Anvil drop technique (Tips) <i>Henry Lujan</i>
10:19 am - 10:27 am	Robotic rectosigmoidectomy with transvaginal specimen extraction <i>Marcos Denadai</i>
10:27 am - 10:40 am	Robotic pelvic organ prolapse surgery. which technique is better? <i>Juan Carlos Sanchez</i>
10:40 am - 10:48 am	Rectal prolapse and ventral rectopexy with mesh <i>Cesar Santiago</i>
10:48 am - 10:56 am	Robotic proctectomy and j pouch <i>Craig Johnson</i>
10:56 am - 11:04 am	Robotic Intracorporeal Anastomosis <i>Juan Carlos Sánchez</i>
11:04 am - 11:12 am	Outcomes of surgical treatment of deep endometriosis <i>Paulo Galvao</i>
11:12 am - 11:20 am	Robotic reversal of Hartmann's <i>Eduardo Parra Davila</i>
11:20 am - 11:28 am	Robotic Presacral bleeding control <i>Seon-hahn Kim</i>
11:28 am - 11:36 am	Dual image guided lateral pelvic node dissection <i>Guy Seog Choi</i>

COLORECTAL

SATURDAY, JUNE 22, 2019 *continued*

11:36 am – 11:44 am European program for training in robotic colorectal surgery *Amjad Parvais*

11:44 am – 1:00 pm LUNCH

RECTAL CANCER 1

1:00 pm - 1:13 pm Surgical treatment of rectal cancer by robotic approach *Marcos Denadai*

1:13 pm - 1:21 pm Robotic total mesorectal excision for rectal adenocarcinoma *Vladimir Schraibman*

1:21 pm - 1:34 pm Oncologic outcome of robotic rectal cancer surgery *Guy Seog Choi*

1:34 pm - 1:47 pm Robotic TME *Giuseppe Spinoglio*

1:47 pm - 2:00 pm Can more anal sphincters be saved with robot? *Seon-hahn Kim*

2:00 pm - 2:08 pm Marginal gains in standardization for robotic TME surgery *Amjad Parvais*

2:08 pm - 2:16 pm Robotic LAR in obese patient *Craig Johnson*

2:16 pm - 2:29 pm Ultra low anterior resection on an obese male, who needs ta tme? *Cesar Santiago*

2:29 pm - 2:37 pm Robotic LAR in a recurrent sigmoid tumor *Itzel Vela*

2:37 pm - 2:45 pm Robot assisted ISR in T4 cancer with coloanal anastomosis and vaginal resection *Itzel Vela*

2:45 pm - 2:53 pm Usage of two right hands in robotic TME. Why is it better? *Amjad Parvais*

2:53 pm - 3:01 pm Robotic Denonvilliers fascia preserve TME *Seon-hahn Kim*

3:01 pm - 3:15 pm COFFEE

RECTAL CANCER 2

3:15 pm - 3:23 pm Robotic Denonvilliers fascia preserve TME *Seon-hahn Kim*

3:23 pm - 3:31 pm Robotic intrafascial TME *Guy Seog Choi*

3:31 pm - 3:39 pm Robotic neurovascular bundle preserving anterior TME dissection *Seon-hahn Kim*

3:39 pm - 3:47 pm Robotic transanal-tranabdominal ISR for very low rectal cancer *Guy Seog Choi*

3:47 pm - 3:55 pm Robotic Trans anal Robotic TME *Sam Atallah*

3:55 pm - 4:08 pm Robot assisted intersphincteric resection vs taTME. Pros and cons *Itzel Vela*

4:08 pm - 4:16 pm Robotic TAMIS for rectal polyps *Pier Paolo Bianchi*

4:16 pm - 4:24 pm Robotic transanal surgery for rectal mass *Craig Johnson*

4:24 pm - 4:37 pm Robotic lateral pelvic lymphadenectomy .Step by Step *Armando Melani*

4:37 pm - 4:45 pm Robotic Abdominoperineal resection *Marcos Denadai*

AGENDA

COLORECTAL

SATURDAY, JUNE 22, 2019 *continued*

ADVANCES AND INNOVATIONS IN ROBOTIC COLORECTAL SURGERY

4:45 pm - 4:53 pm Robotic surgery in difficult situations *Marcos Denadai*

4:53 pm - 5:06 pm Ergonomics in robotic surgery *Julio Lococo*

5:06 pm - 5:19 pm Colorectal robotic surgery in latinoamerica: State of the art *Juan Carlos Reyez*

5:19 pm - 5:32 pm Single Port Robotics - New Tactics *John Marks*

5:32 pm - 5:45 pm Use of indocyanine green (ICG) -Enhanced fluorescence in robotic colorectal surgery
Henry Lujan

5:45 pm - 5:53 pm Robotic usage in endometriosis *Armando Melani*

5:53 pm - 6:06 pm New technology and navigation in the approach for rectal cancer *Sam Atallah*

6:06 pm - 6:19 pm Robotic repair in anastomotic leak test *Craig Johnson*

6:19 pm ADJOURN

AGENDA

GENERAL SURGERY

SECTION CHAIRS



Eduardo Parra Davila



Enrique Elli

SATURDAY, JUNE 22, 2019

7:00 am – 7:13 am	Why such an enthusiasm for robotic surgery?	<i>Eduardo Parra Davila</i>
7:13 am – 7:21 am	Robotic control of aortic injury	<i>Gustavo Plasencia</i>
7:21 am – 7:29 am	Vascular Injury control in robotic splenectomy	<i>Juan Roberto Gonzalez</i>
7:29 am – 7:37 am	Robotic Repair of duodenum laceration	<i>Craig Johnson</i>
7:37 am – 7:45 am	Vascular injury in Left colon resection	<i>Gustavo Plasencia</i>
7:45 am – 7:53 am	Robotic para-aortic mass resection	<i>Anusak Yiengpruksawan</i>
7:53 am – 8:06 am	Single port appendectomy	<i>Carlos Domene</i>
8:06 am – 8:14 am	Robotic appendectomy controversy	<i>Andrea Pakula</i>
8:14 am – 8:27 am	ICG: State of the art applications in robotic surgery	<i>Anthony Gonzalez</i>
8:27 am – 8:40 am	Cholecystectomy in patient with chronic portal vein thrombosis	<i>Anusak Yiengpruksawan</i>
8:40 am – 8:48 am	Robotic Right posterior Sector resection and portal vein thrombectomy	<i>John Martinie</i>
8:48 am – 8:56 am	Fluorescence guided robotic cholecystectomy with an accessory biliary duct	<i>Giuseppe Spinoglio</i>
8:56 am – 9:04 am	Robotic cholecystectomy in situs inversus totalis	<i>Hector Noyola</i>
9:04 am – 9:12 am	Robotic Median arcuate ligament release	<i>Carlos Galvani</i>
9:12 am – 9:20 am	Robotic release of median arcuate ligament	<i>Eduardo Parra Davila</i>
9:20 am – 9:28 am	Robotic Treatment of Dumbard Syndrome.	<i>Rubens Sallum</i>
9:28 am – 9:33 am	Robotic Pelvic Organ Prolapse Surgery	<i>Juan Carlos Sánchez</i>
9:33 am – 9:41 am	Robotic Organopexy	<i>Juan Carlos Sánchez</i>
9:41 am – 9:49 am	Robotic Si 3 port Sygmoidectomy with intracorporeal anastomosis POP technique	<i>Javier Kuri</i>
9:49 am – 9:57 am	Robotic donor nephrectomy	<i>Hector Noyola</i>
9:57 am – 10:05 am	Robotic duodenal sleeve resection, the transmesenteric approach	<i>John Martinie</i>
10:05 am - 10:13 am	Robotic enucleation for GIST at the esophagogastric junction, is the robot the solution to avoid morbidity and mortality of gastroesophageal resection ?	<i>Javier Kuri</i>

AGENDA

GYNECOLOGY

FRIDAY, JUNE 21, 2019

SECTION CHAIRS



Robert Holloway



Martin Martino



Aileen Caceres

12:50 pm – 1:00 pm	Introductions <i>Martin Martino and Robert Holloway</i>
1:00 pm – 3:00 pm	Session I: Reaching the Quadruple AIM with Robotics Moderator: <i>Martin Martino</i>
1:00 pm – 1:20 pm	Better Care: What outcomes matter? <i>William Burke</i>
1:20 pm – 1:40 pm	Better Quality: Does ERAS improve quality? <i>Sean Dowdy</i>
1:40 pm – 2:00 pm	Better Cost: Using AI and data analytics to reduce costs of care <i>Walter Gottlieb</i>
2:00 pm – 2:20 pm	Better Experience: Improving patient experience through EASE <i>Hope Johnson</i>
2:20 pm – 2:30 pm	Q & A: Does Robotics help reach the Quadruple AIM?
2:30 pm – 3:00 pm	BREAK
3:00 pm – 5:00 pm	Session 2: CURRENT CONTROVERSIES in Robotics: It's not OK to be just OK! Moderator: <i>Martin Martino</i>
3:00 pm – 3:15 pm	Robotic Training Network (RTN): Teaching MIS and Robotics to your residents and fellows <i>Mirielle Truong</i>
3:15 pm – 3:30 pm	Teaching and credentialing teams: The surgeon, bedside, the nurses and the anesthesia team <i>Todd Larson</i>
3:30 pm – 3:45 pm	Fundamentals of Robotic Surgery (FRS): The new paradigm for the Attending Level Surgeon <i>Jeff Levy</i>
3:45 pm – 5:00 pm	Panel Discussion

SATURDAY, JUNE 22, 2019

8:00 am – 9:00 am	Abstracts Moderators: <i>Robert Holloway and Peter Lim</i>
8:00 am – 8:10 am	Robotic-Assisted Laparoscopic Splenectomy In Recurrent Ovarian Cancer <i>Thomas Paterniti</i>
8:10 am – 8:20 am	Pain and Narcotic Use with Robotic Versus Traditional Laparoscopic Hysterectomy for Benign Indications <i>Aileen Caceres</i>
8:20 am – 8:30 am	Robotic-Assisted Radical Hysterectomy (Rrh) For Early Stage Cervical Cancer (Cc): Patterns Of Recurrence, Survival, And The Surgeon Experience Factor <i>Christine Fitzsimmons</i>
8:30 am – 8:40 am	Robotic Sentinel Lymph Node (Sln) Mapping In Endometrial Cancer: Sln Symmetry And Implications Of Mapping Failure <i>Amanda J. Stephens</i>
8:40 am – 8:50 am	After the LACC Trial: A novel technique to close the vaginal cuff and reduce contamination in patients having radical hysterectomy for cervical cancer <i>Martin Martino</i>
9:00 am – 10:00 am	Session 3: Developing Steps to a Center of Surgical Excellence in Robotic Surgery Moderator: <i>Martin Martino</i>
9:00 am – 9:20 am	Defining characteristics of an ISE Center of Excellence <i>Jeffrey Levy</i>
9:20 am – 9:40 am	Preventing burnout – the old fashion way! <i>Joseph Patruno</i>
9:40 am – 10:00 am	Delivering your strategy message in the community <i>Keith Nahigian</i>
10:00 am – 10:50 am	Session 4: Managing Early State Cervical Cancer Moderator: <i>Robert Holloway</i>
10:05 am – 10:20 am	The Case for Radical Trachelectomy w SLN bx <i>Ricardo Estape</i>

AGENDA

GYNECOLOGY

SATURDAY, JUNE 22, 2019 *continued*

10:20 am – 10:35 am	The case for conization and SLN mapping/pelvic lymphadenectomy <i>Gustavo Guitmann</i>
10:35 am – 10:40 am	Rebuttal
10:40 am – 10:50 am	Q & A Panel
10:50 am – 12:00 am	Session 5: CURRENT CONTROVERSIES in Reproductive Medicine Moderator: <i>Gregory Kainz</i>
10:50 am – 11:05 am	Defining and evaluating the CS Scar "or niche" <i>Eftichia Kontopoulos</i>
11:05 am – 11:20 am	Techniques to close the niche <i>Martin Martino</i>
11:20 am – 11:35 am	Does closing the niche make a difference? <i>Chuck Miller</i>
11:35 am – 12:00 pm	Q & A
12:00 pm – 1:00 pm	LUNCH BREAK
1:00 pm – 3:00 pm	Session 6: Managing Cervical Cancer after the LACC Trial Moderators: <i>Martin Martino and Peter Lim</i>
1:00 pm – 1:20 pm	Background on radical hysterectomy controversy <i>Jubilee Brown</i>
1:20 pm – 1:40 pm	Con: Patients with stage IB1 Cervical should have OPEN Surgery after the LACC trial <i>Brian Slomovitz</i>
1:40 pm – 2:00 pm	Pro: MIS is OK with me and better for my patients <i>Wendel Naumann</i>
2:00 pm – 2:20 pm	Rebuttal
2:20 pm – 2:30 pm	A description of various surgical techniques for colpotomy Open, vaginal, and MIS (Laparoscopic + Robotic) <i>Martin Martino and Peter Lim</i>
2:30 pm – 2:50 pm	Panel discussion
2:50 pm – 3:00 pm	BREAK
3:00 pm – 3:45 pm	Session 7: Endometrial Cancer and ITC: To treat or not to treat: That is the question?
3:00 pm – 3:15 pm	Pro: Treatment is not necessary for ITC <i>Sarika Gupta</i>
3:15 pm – 3:30 pm	Con: Treatment may very well be necessary for ITC <i>Robert Holloway</i>
3:30 pm – 3:45 pm	Panel discussion
3:45 pm – 5:00 pm	Session 8: CURRENT CONTROVERSIES in Gynecology: Single site surgery Moderator: <i>Gregory Kainz</i>
3:45 pm – 4:00 pm	Single Site Surgery – How would this improve outcomes and patient experience? <i>Ricardo Estape</i>
4:00 pm – 4:15 pm	PRO: Single site surgery is the preferred approach for TLH and endometriosis <i>Aileen Caceres</i>
4:15 pm – 4:30 pm	CON: Not a chance – reduced port is optimal <i>Thiera Soares</i>
4:30 pm – 4:45 pm	Q&A Panel Discussion
4:45 pm – 5:00 pm	Wrap up and ADJOURN

AGENDA

HEAD & NECK SURGERY

SECTION CHAIR



Umamaheswar Duvvuri

FRIDAY, JUNE 21, 2019

7:30 am-8:00 am	Breakfast
8:00 am-11:30 am	Current Concepts in Training Robotic Head & Neck Surgeons
8:00 am - 8:15 am	Welcome - <i>Umamaheswar Duvvuri</i>
8:20 am - 8:50 am	Current TORS training, DaVinci surgery - Richmon
8:55 am - 9:25 am	Current TORS training, Medrobotics Surgery - <i>Stephan Lang</i>
9:30 am - 10:00 am	Role of simulation in surgical education - <i>Sanket Chauhan</i>
10:05 am - 10:35 am	Breaking down the steps of surgery: New frontiers in training - <i>Beth Littleton</i>
10:40 am - 11:10 am	Role of artificial intelligence/ virtual reality - <i>Stephan Matheis</i>
11:10 am - 11:30 am	Break
11:30 am - 12:00 pm	Onboarding and credentialing of new surgeons – <i>David Cognetti</i>
11:40 am - 1:00 pm	Lunch & debrief
11:50 am - 12:20 pm	Maintaining Proficiency for the robotic surgeon: How (can) we do this: implications for trials? - <i>Umamaheswar Duvvuri</i>
12:20 pm - 12:40 pm	How do we / Should we train residents in robotics- <i>Vin Paleri</i>
1:00 pm - 5:00 pm	Working group of writing guidelines on training/ credentialing endorsed by SRS The goal is to write a white-paper that can be published in the JRS regarding training and credentialing of surgeons in the field of Otolaryngology-Head & Neck surgery.

HEPATOBIILIARY PANCREAS AND SOLID ORGANS

SECTION CHAIRS



John Martinie



Anusak Yiengpruksawan

SUNDAY, JUNE 23, 2019

7:00 am – 7:13 am	Robotic Whipple: Lessons Learned <i>Sharona Ross</i>
7:13 am – 7:21 am	Distal pancreatectomy with splenic preservation (Warshaw Technique) <i>Enrique Chavarria</i>
7:21 am – 7:29 am	Robotic total pancreatectomy <i>Antonio Macedo</i>
7:29 am – 7:37 am	Staging laparotomy for border line pancreatic cancer <i>Anusak Yiengpruksawan</i>
7:37 am – 7:50 am	Totally robotic pancreaticoduodenectomy from 13 years of experience doing lap to robotic evolution <i>Antonio Cury</i>
7:50 am – 7:58 am	Robotic Pancreaticoduodenectomy with Cholecystectomy for Pseudopapillary Neoplasm <i>Alexander Rosemurgy</i>
7:58 am – 8:06 am	Pancreatoduodenectomy totally assisted by da Vinci robot, initial experience in Mexico. <i>Enrique Chavarria</i>
8:06 am – 8:19 am	The standardized technique for the robotic Whipple <i>Pier Guilianotti (web)</i>
8:19 am – 8:27 am	The robotic Puestow procedure <i>Pier Guilianotti (web)</i>
8:27 am – 8:35 am	The robotic resection of the caudate lobe <i>Pier Guilianotti (web)</i>
8:35 am – 8:43 am	Robotic distal pancreatectomy with splenectomy and Adrenalectomy <i>Alexander Rosemurgy</i>
8:43 am – 8:56 am	Robotic pancreato-duodenectomy : Step by Step Alexandre <i>Prado de Resende</i>
8:56 am – 9:04 am	Robotic management of small pancreatic neuroendocrine tumors <i>Kevin El-Hayek</i>
9:04 am – 9:24 am	Coffee Break
9:24 am – 9:32 am	Final Management assisted Robot of an incomplete resection of a CBD cyst. <i>Enrique Chavarria</i>
9:32 am – 9:40 am	Soft pancreas and small bile duct in robotic Wipple reconstruction <i>Antonio Cury</i>
9:40 am – 9:48 am	Robotic Duodenoduodenostomy for Anular Pancreas <i>Alexander Rosemurgy</i>
9:48 am – 9:56 am	Robotic pancreato-jejunostomy <i>Alexandre Prado de Resende</i>
9:56 am – 10:09 am	Robotic splenectomy <i>Carlos Domene</i>
10:09 am – 10:22 am	Robotic liver surgery. Lessons learned <i>Iswanto Sucandy</i>
10:22 am – 10:35 am	Robotic HPB Surgery: a pathway for success. <i>John Martini</i>
10:35 am - 10:43 am	Robotic biliary-digestive anastomosis <i>Antonio Macedo</i>
10:43 am – 10:56 am	Robotic Reconstruction of Iatrogenic bile duct injury <i>Adolfo Cuendis</i>
10:56 am -11:04 am	Robotic biliary-enteric anastomosis in bile duct injury. <i>Juan Roberto Gonzalez</i>
11:04 am – 11:12 am	Robotic hepatico-jejunostomy <i>Alexandre Prado de Resende</i>
11:12 am – 11:20 am	Robotic cystogastrostomy due to pancreatic pseudocyst <i>Vladimir Schraibman</i>
11:20 am – 11:28 am	Robotic transduodenal ampullectomy <i>Kevin El-Hayek</i>
11:28 am – 11:36 am	Uncinate process dissection by robot <i>Antonio Cury</i>
11:36 am – 11:49 am	Robotic adrenalectomy: State of the Art <i>Anatoliy Rudin</i>
11:49 am -11:57 am	Robotic adrenalectomy <i>Eduardo Parra Davila</i>
11:57 am	ADJOURN



John Martinie

SATURDAY, JUNE 22, 2019

7:00 am – 7:13 am	Robotic surgery for complex inguinal hernias <i>Jose Yeguez</i>
7:13 am – 7:21 am	Direct inguinal hernia: Close the defect! <i>Agustin Alvarez</i>
7:21 am – 7:29 am	Robotic IPOM: is it gone? <i>Eduardo Parra Davila</i>
7:29 am – 7:42 am	Robotic inguinal hernia in private practice. How and why I am surviving (WEB) <i>Anthony Gonzalez</i>
7:42 am – 7:50 am	Laparoscopic Giant Inguinal with Loss of Domain <i>Victor Radu</i>
7:50 am – 7:58 am	Robotic complicated inguinal hernia repair: what to do with the bladder? <i>Agustin Alvarez</i>
7:58 am – 8:06 am	Robotic TAR. Technique and what is happening? <i>Conrad Ballecer</i>
8:06 am – 8:19 am	Evaluation and approach to Groin Pain. Is there a role for robotics? <i>Brian Jacob</i>
8:19 am – 8:32 am	Robotic anatomical lectures for the young and old surgeons (WEB) <i>Filip Muysoms</i>
8:32 am – 8:45 am	Robotic parastomal Hernia Repair (WEB) <i>Filip Muysoms</i>
8:45 am – 8:53 am	Robotic retromuscular ventral hernia repair (WEB) <i>Filip Muysoms</i>
8:53 am – 9:01 am	Robotic retromuscular approach Hernia repair <i>Ricardo Abdalla</i>
9:01 am – 9:21 am	Coffee Break
9:21 am – 9:34 am	Robotic eTEP-TAR <i>Victor Radu</i>
9:34 am – 9:47 am	Lap eTEP through robo eTEP for ventral hernia: Any difference in the journey? <i>Agustin Alvarez</i>
9:47 am – 9:55 am	How do I teach Robotic eTEP <i>Conrad Ballecer</i>
9:55 am – 10:03 am	Staple Technique for E TEPP Retro rectus hernia repair <i>Stephen Scott</i>
10:03 am – 10:16 am	Robotic TAPP ventral/atypical hernia repair <i>Andrea Pakula</i>
10:16 am – 10:24 am	Robotic TAPP concomitant with radical prostatectomy. Should be done? <i>Flavio Malcher</i>
10:24 am – 10:32 am	Is robotic TAPP the answer for umbilical hernias? <i>Conrad Ballecer</i>
10:32 am – 10:40 am	Robotic TAPP inguinal hernia after posterior recurrence prostatectomies <i>Eduardo Parra Davila</i>
10:40 am – 10:48 am	Modified r-Stoppa repair for recurrent giant inguinal hernia <i>Javier Kuri</i>
10:48 am – 10:56 am	Robotic TAPP for incisional lumbar hernia <i>Agustin Alvarez</i>
10:56 am – 11:09 am	Robotic preperitoneal hernia repairs <i>Vedra Augenstein</i>
11:09 am – 11:17 am	Robotic facilitating mesh removal <i>Brian Jacob</i>
11:17 am – 11:25 am	Robotic dermoid cystectomy and RTAPP incisional hernia repair <i>Andrea Pakula</i>
11:25 am – 11:33 am	Robotic SCOLA <i>Flavio Malcher</i>
11:33 am – 11:41 am	Rob. Spigelian Hernia repair <i>Andrea Pakula</i>
11:41 am – 11:49 am	Robotic retromuscular Rives - Stoppa single docking <i>Eduardo Parra Davila</i>
11:49 am – 12:02 pm	Robotic perineal hernia repair after abdominoperineal resection <i>Carlos Veo</i>

HERNIA


SATURDAY, JUNE 22, 2019

12:02 pm – 1:00 pm	LUNCH
1:00 pm – 1:13 pm	Robotic hernia repair. Review of the literature. Is it good due to industry sponsorship? <i>Megan Nelson</i>
1:13 pm – 1:21 pm	Robotic LIRA for umbilical hernia and diastasis recti <i>Flavio Malcher</i>
1:21 pm – 1:29 pm	How do I teach robotic TAR <i>Conrad Ballacer</i>
1:29 pm – 1:37 pm	Robotic retromuscular repair of urostomy, colostomy and ventral hernia <i>Eduardo Parra Davila</i>
1:37 pm – 1:45 pm	Parastomal and Ventral robotic hernia repair <i>Vedra Augenstein</i>
1:45 pm – 1:53 pm	Complex hernia cases encountered during my 3000 robotic surgeries. (WEB) <i>Anthony Gonzalez</i>
1:53 pm – 2:01 pm	Historical robot midline suture <i>Ricardo Addalla</i>
2:01 pm – 2:09 pm	Robotic anterior component separation <i>Eduardo Parra Davila</i>
2:09 pm – 2:17 pm	Robotic Ventral hernia repair with onlay mesh. when, why and how <i>Megan Nelson</i>
2:17 pm – 2:25 pm	How do I bail out when I am in trouble during robotic hernia repairs? <i>Conrad Ballecer</i>
2:25 pm – 2:33 pm	Stapled laparoscopic assisted ventral hernia repair <i>Ricardo Abdalla</i>
2:33 pm – 2:41 pm	Economics in robotic hernia repair <i>Anthony Gonzalez</i>
2:41 pm - 2:49 pm	Role of IHC in the hernia world <i>Brian Jacob</i>
2:49 pm – 2:56 pm	Robotic Preperitoneal Hernia Repair <i>Vedra Augenstein</i>
2:56 pm – 3:04 pm	Is there a role for hybrid Robotic TAR for large hernias? <i>Conrad Ballecer</i>
3:04 pm – 3:12 pm	Laparoscopic Approach for flank hernias <i>Victor Radu</i>
3:12 pm – 3:20 pm	Robotic Subxyphoid hernias <i>Andrea Pakula</i>
3:20 pm – 3:28 pm	Robotic Diaphragmatic hernias <i>Conrad Ballecer</i>
3:28 pm – 3:36 pm	Robotic TAR for Kocher 3rd recurrence incisional <i>Javier Kuri</i>
3:36 pm	ADJOURN: <i>Eduardo Parra / Conrad Ballecer</i>

HOSPITAL EXECUTIVES & ADMINISTRATORS

THURSDAY, JUNE 20, 2019

SECTION CHAIRS



Vipul Patel



Doug Harcombe

7:25 am – 7:30 am	Welcome and Introduction: <i>Doug Harcombe</i>
7:30 am – 7:45 am	Starting a Robotic Surgery Program from an Administrator's Perspective. <i>Tara McCoy</i>
7:45 am – 8:00 am	Building and Sustaining a Successful Robotic Program. <i>Doug Harcombe</i>
8:00 am – 8:15 am	Training and Credentialing for Robotic Programs. <i>Steve Knych</i>
8:15 am – 8:45 am	PANEL DISCUSSION: Training and Education CHAIRS: <i>Steve Knych And Kenneth J Palmer Monica Reed, Pete Carnegie, Uma Duvuuri, Eduardo Parra-Dávila</i>
8:45 am – 9:00 am	How to Rescue and Resuscitate a Robotic Program. <i>Pete Carnegie</i>
9:00 am – 9:30 am	PANEL DISCUSSION: Intrinsic Factors Affecting the Shift to Outpatient Surgery CHAIRS: <i>Marla Silliman and Tara McCoy Karen Miller, Cathy Jenson, Stacy Crawford, Sandra Aguilar, Kevin Felker, Doug Harcombe, Dr. Randy Fagin, Aileen Caceres</i>
9:30 am – 9:45 am	The New Definition Of Comprehensive Robotic Strategy: Lessons From Inside HCA Robotic Surgical Services <i>Randy Fagin</i>
9:45 am – 10:15 am	PANEL DISCUSSION: Purchasing Current And Future Robotic Systems: How Will Hospital Purchasing/Financing Evolve With The Change In Healthcare Reimbursement And The New Arriving Robotic Technologies CHAIRS: <i>Doug Harcombe, Marla Silliman, Tara McCoy, Randy Fagin, Uma Duvuuri, Mohan Nathan, Mark Slack, Jamie Wong</i>
10:15 am – 10 :30 am	Break
10:45 am – 11:00 am	PANEL DISCUSSION: New Robots Coming To The Market - How To Make The Best Decision PANEL CHAIRS: <i>Vipul Patel and Dmitry Pushkar, Steve Knych, Randy Fagin, Mohan Nathan, Kurt Azarbarzin, Doug Harcombe, Pete Carnegie</i>
11:00 am – 11:15 am	Efficacy of Using An AI Based Virtual Care Program In Improving Patient Experience To Offset High Cost Surgical And Medical Programs, And Reducing Staff Burden. <i>Anjali Kataria</i>
11:15 am - 11:30 am	PANEL DISCUSSION: Tracking Patient Outcomes: The Key to Success of Any Program CHAIR: <i>Rafael Coelho, Tadzja Harvey RN, María de la Roza, Steve Knych, Doug Harcombe, Kenneth J Palmer</i>
11:30 am	ADJOURN

PEDIATRIC

SECTION CHAIR



Pablo Gomez

SATURDAY, JUNE 22, 2019

1:00 pm – 5:15 pm PEDIATRIC SURGERY SESSION

1:00 pm	Greeting <i>Pablo Gomez</i>
1:05 pm – 1:30 pm	Pediatric Abdominal Surgery: Tips and Tricks for Small Spaces <i>John Meehan</i>
1:30 pm – 2:00 pm	Drain-less Robotic Pyeloplasty <i>Pablo Gomez</i>
2:00 pm – 2:30 pm	Robotic Mitrofanoff/Monti <i>Miguel Castellan</i>
2:30 pm – 3:00 pm	Complications in Pediatric Urological Robotic Surgery <i>Patricio Gargollo</i>
3:00 pm – 3:15 pm	Break
3:15 pm – 3:45 pm	Robotic Thoracic Surgery <i>John Meehan</i>
3:45 pm – 4:15 pm	Robotic Ureteral Reimplantation <i>Pasquale Casale</i>
4:15 pm – 4:45 pm	Robotic Bladder Neck Reconstructio <i>Patricio Gargollo</i>
4:45 pm – 5:15 pm	Emergent technologies <i>Pasquale Casale</i>

PLENARY

THURSDAY, JUNE 20, 2019

SECTION CHAIR



Vipul Patel

1:00 pm – 5:00 pm Plenary Session 1: Innovations In Robotic Technology, What The Future Holds In Store

CURRENTLY AVAILABLE ROBOTIC SYSTEMS

1:00 pm – 1:10 pm Welcome and Introduction *Vipul Patel*

1:10 pm – 1:20 pm Intuitive Surgical: Davinci Robotics *Jamie Wong*

1:20 pm – 1:30 pm Medrobotics Flex Robotic System: Endoluminal Robotics *Rich Walsh*

1:30 pm – 1:40 pm Robotic Spine Surgery *Chetan Patel*

1:40 pm – 1:50 pm CMR Surgical: Versius *Mark Slack*

1:50 pm – 2:00 pm Transenterix: Robotic Assisted Laparoscopy with Senhance Surgical System *Mohan Nathan*

2:00 pm – 2:10 pm Restoration Robotics: Hair Follicle Transplantation Using AI, Machine based Vision and Machine learning *Ryan Rhodes*

2:10 pm – 2:20 pm Auris Robotics: Endoluminal surgery *David Mintz*

2:20 pm – 2:50 pm Panel Discussion Moderator: *Vipul Patel*
Panelists: *Vipul Patel, Eduardo Parra-Davila, Martin Martino, Uma Duvvuri, Ghulam Abass*

2:50 pm – 3:20 pm BREAK

NEW ROBOTS UNDER DEVELOPMENT

3:20 pm – 3:30 pm Mantra Robot - SS Innovations China Co Ltd *Sudhir P Srivastava*

3:30 pm – 3:40 pm Russian Robot *Dmitry Pushkar*

3:40 pm – 3:50 pm ACTiv Surgical: STAR robot *Todd Usen*

3:50 pm – 4:00 pm Verb *Dave Hermann*

4:00 pm – 4:10 pm Titan Medical's Single Port Robotic Surgical System: Progress Update *David McNally*

4:10 pm – 4:20 pm Avra *Nick Shah*

4:20 pm – 4:30 pm Colubris: Single Port and Endoluminal Robotics *Daniel Kim*

4:30 pm – 5:00 pm Panel Discussion Moderator: *Vipul Patel*
Panelists: *Farid Gharagozloo, Robert Holloway, Armando Melani, Keith Kim, Stephen Williams*

AGENDA

PLENARY

FRIDAY, JUNE 21, 2019

7:15 am – 12:00 pm	Plenary Session 2: Future Of Robotic Surgery Moderators: Vipul Patel, Farid Ghargozloo and Eduardo Parra Davila
7:15 am – 7:30 am	Welcome <i>Vipul Patel</i>
7:30 am – 8:00 am	State of The Art Lecture: Robotics, Artificial Intelligence and Image-Guided Surgery <i>Jacques Marescaux</i>
8:00 am – 8:30 am	Innovation of new robotic platforms and taking them to market, the challenges <i>Fred Moll</i>
8:30 am – 8:50 am	State of The Art Lecture: Robotic Surgery has it really made a difference for surgeons and patients, where's the evidence? <i>Piero Giulianotti</i>
8:50 am – 9:05 am	IP Issues in Robotic Surgery <i>Babak Tehranchi</i>
9:05 am – 9:20 am	Robotic Surgical Simulation, The Current Status <i>Sanket Chauhan</i>
9:20 am – 9:40 am	Lecture & Panel Discussion: Challenges of Building New Robots, Understanding the Technological Challenges <i>Pablo Garcia Kilroy</i> Panelists: <i>Piero Giulianotti, Eduardo Parra, Sachin Sankholkar, Fiona Haig, Mohan Nathan</i>
9:40 am – 10:00 am	BREAK
10:00 am – 10:10 am	Presentation: Panel Discussion: Surgical Training in Robotic Surgery, What are we still lacking? Discussion: <i>Randolph Chitwood</i>
10:10 am – 10:20 am	Panelists: <i>Farid Ghargozloo, Armando Melani, Uma Duvvuri, Senthil Nathan and Martin Martino</i>
10:20 am – 10:35 am	Blue print for the institution of a successful robotic surgery program: lessons from Americas nuclear navy <i>Farid Gharagozloo</i>
10:35 am – 10:50 am	Automated robotic surgical assessment with artificial intelligence: <i>Andrew Hung</i>
10:50 am – 11:05 am	Multi-Specialty Single Port Robotic Surgery: Gimmic or the Next Natural Evolution ? <i>Jihad Kaouk</i>
11:05 am – 11:20 am	The Future of Robotic Surgery: <i>Raymond Leveillee</i> Panel: <i>Pablo Kilroy, Chetan Patel, Amit Vohra, Vipul Patel, David Bouciher Hayes</i>
11:20 am – 11:35 am	The innovation pathway and regulatory review process in the FDA and CDRH: <i>Anjali Kataria</i>
11:35 am – 11:50 am	Panel Discussion: The Curse of the Randomized Trial – Robotic Cystectomy and Robotic Radical Hysterectomy are Inferior to Open Surgery Data Presenters: <i>Robert Holloway and Murugesan Manoharan</i> Panelists: <i>Kenneth Palmer, Martin Martino, Rafael Coelho, Bernardo Rocco and Aileen Casceras</i>
11:50 am – 12:00 pm	SRS PRESIDENTS LECTURE <i>Vipul Patel</i>
12:00 pm	SRS 2020 Presentations: Rio, Brazil and Sydney, Australia
12:00 pm - 1:00 pm	INDUSTRY SPONSORED LUNCH Sponsored by C-SATS Grand Harbor Ballroom North Title: Powering Digital Surgery Through Artificial Intelligence Presenter: <i>Derek Streat, Vice President of Digital Educational Solutions</i> Johnson & Johnson Institute

AGENDA

PLENARY

SUNDAY, JUNE 23, 2019

8:00 am – 12:00 pm	Plenary Session 3
8:00 am – 8:10 am	Urology Update <i>Jihad Kaok</i>
8:10 am – 8:20 am	Gynecology – Benign Update <i>Aileen Caceres</i>
8:20 am – 8:30 am	Gynecology – Oncology Update <i>Robert Holloway</i>
8:30 am – 8:40 am	Head and Neck Update <i>Uma Duvvuri</i>
8:40 am – 8:50 am	Thoracic Update: <i>Farid Ghargozloo</i>
8:50 am – 9:00 am	Cardiac Update: <i>Ghulam Abbas</i>
9:00 am – 9:10 am	Hepatobiliary Update <i>Sharona Ross</i>
9:10 am – 9:20 am	Bariatrics Update
9:20 am – 9:30 am	Colorectal Update <i>Eduardo Parra-Davila</i>
9:30 am – 9:40 am	Hernia Update: <i>Carlos Ortiz</i>
9:40 am – 9:50 am	Pediatrics Update <i>Pablo Gomez</i>
9:50 am – 10:00 am	Transplantation in Robotic Surgery <i>Ananth Sivaraman</i>
10:00 am – 10:10 am	Robotic Urologic Microsurgery <i>Jamin Brahmbhatt</i>
10:10 am – 10:25 am	Discussion Chairs: <i>Vipul Patel, Farid Ghargozloo, Uma Duvvuri, Robert Holloway and Jihad Kaouk</i>
10:25 am – 10:50 am	Surgeon Credentialing and Advocacy of Patient Safety in Robotic Surgery <i>Stephen Knych</i>
10:50 am – 11:15 am	Developing a Multi-Specialty Robotic Surgery Program at your Hospital <i>Uma Duvvuri</i>
11:15 am – 11:40 am	Surgeon and Team training. How to best train your surgical team <i>Pete Carnegie</i>
11:40 am – 12:00 pm	ISE Robotic Data Registry : <i>Jeff Levy</i>



Ghulam Abbas

FRIDAY, JUNE 21, 2019

1:00 pm – 4:30 pm	From Port Placement To Skin Closure Video Based Lecture Series: Step By Step Guide To Robotic Thoracic Procedures By Internationally Renowned Faculty General and Esophageal Session Moderators: <i>Zhigang Li, Sid Murthy and Inderpal Sarkaria</i>
1:00 pm – 1:10 pm	Welcome <i>Farid Gharagozloo and Abbas Abbas</i>
1:10 pm – 1:20 pm	Is it Financially Feasible to start a Robotic Thoracic Program? <i>Abbas Abbas</i>
1:20 pm – 1:30 pm	How do I transition to robotic surgery? Step by Step Guide <i>Peter Carnegie</i>
1:30 pm – 1:40 pm	Best practices for credentialing in robotic surgery <i>Jeff Levy</i>
1:40 pm – 1:50 pm	OR efficiency, Lean Process, ERAS: How to Build a Robust Robotic Thoracic Program <i>Mark Dylewski</i>
1:50 pm – 2:00 pm	Robotic Instruments and Technology <i>Mike Zervos</i>
2:00 pm – 2:10 pm	Robotic Thoracic Surgery in South America: Past, Present and Future <i>Ricardo Mingarini Terra</i>
2:10 pm – 2:40 pm	Debate: POEM vs HELLER MYOTOMY
2:10 pm – 2:20 pm	POEM is the preferred approach for Achalasia <i>Roman Petrov</i>
2:20 pm – 2:30 pm	Robotic Heller Myotomy is the preferred approach for Achalasia <i>Faiz Bhora</i>
2:30 pm – 2:40 pm	Discussion/Audience Voting/Jury Decision
2:40 pm – 3:00 pm	BREAK
3:00 pm – 4:30 pm	Esophageal Session II Moderators: <i>Luis Herrera, Harmik Soukiasian, Lana Schumacher</i>
3:00 pm – 3:10 pm	How do I do it: Robotic Heller myotomy <i>Farid Gharagozloo</i>
3:10 pm – 3:20 pm	Robotic Diverticulectomy and Removal of Esophageal GIST <i>Ghulam Abbas</i>
3:20 pm – 3:30 pm	Robotic Repair of Giant Paraesophageal Hernia <i>Sid Murthy</i>
3:30 pm – 3:45 pm	Robotic Ivor Lewis Esophagectomy <i>Inderpal Sarkaria</i>
3:45 pm – 4:00 pm	Robotic McKeown Esophagectomy <i>Abbas Abbas</i>
4:00 pm – 4:15 pm	Robotic Esophagectomy: Chinese Experience and Techniques <i>Zhigang Li</i>
4:15 pm – 4:30 pm	Discussion

AGENDA

THORACIC

SATURDAY, JUNE 22, 2019

8:00 am – 4:10 pm	Thoracic Program: Day 2 Moderators: Inderpal Sarkaria, Faiz Bhora and <i>Mark Dylewski</i>
8:00 am – 8:05 am	Welcome and Updates <i>Inderpal Sarkaria</i>
8:05 am – 8:20 am	Robotic First Rib Resection: Indication, Work Up & Techniques <i>Laurence Spier</i>
8:20 am – 8:35 am	Robotic Thymectomy: Techniques and Outcome <i>Jens Ruckert</i>
8:35 am – 8:50 am	Robotic Chest Wall Resection & Reconstruction <i>Laurence Spier</i>
8:50 am – 9:00 am	Robotic Endoluminal Interventions: Present & Future <i>Luis Herrera</i>
9:00 am – 9:10 am	Discussion
9:10 am – 9:20 am	Break
Lobectomy Section Moderators: Ricardo Terra, Jens Ruckert, Lana Schumacker	
9:20 am – 9:35 am	Robotic Right Upper Lobectomy <i>Inderpal Sarkaria</i>
9:35 am – 9:50 am	Robotic Lower Lobectomy <i>Guilia Vernosi</i>
9:50 am – 10:05 am	Robotic Right Bilobectomy <i>Mark Dylewski</i>
10:05 am – 10:20 am	Robotic Left Upper Lobectomy <i>Luis Herrera</i>
10:20 am – 10:35 am	Robotic Sleeve Lobectomy <i>Abbas Abbas</i>
10:35 am – 10:50 am	Robotic Pneumonectomy <i>Richard Lazzaro</i>
10:50 am – 11:05 am	Robotic vs VATS Anatomical Lung Resection: Is One Approach better than the other? <i>Guilia Veronesi</i>
11:05 am – 11:20 am	Discussion
11:20 am – 12:50 pm	LUNCH
11:20 am – 12:50 pm	RTSEG Working Lunch Meeting President: <i>Farid Gharagozloo</i>
Segmentectomy Session Moderators: Abbas Abbas, Farid Gharagozloo, Guilia Vernosi Debate on segmentectomy vs Lobectomy for Stage 1A NSCLC	
1:00 pm – 1:10 pm	Lobectomy remains the standard of care for stage 1A NSCLC <i>Sid Murthy</i>
1:10 pm – 1:20 pm	Segmentectomy is the preferred approach for stage 1A NSCLC <i>Ghulam Abbas</i>
1:20 pm – 1:30 pm	Discussion/Voting
1:30 pm – 1:45 pm	Robotic Right Upper Lobe Segmentectomy <i>Ghulam Abbas</i>
1:45 pm – 2:00 pm	Robotic Left Upper Lobe Segmentectomy <i>Mike Zervos</i>
2:00 pm – 2:15 pm	Robotic Lower Lobe Segmentectomy <i>Lana Schumacher</i>
2:15 pm – 2:30 pm	Discussion
2:30 pm – 3:00 pm	Break Moderators: Mike Zervos, Mark Dylewski, <i>Inderpal Sarkaria</i>
3:00 pm – 3:15 pm	Robotic Tracheobronchoplasty <i>Richard Lazzaro</i>
3:15 pm – 3:30 pm	Robotic Diaphragmatic Plication: Abdominal Approach <i>Roman Petrov</i>
3:30 pm – 3:45 pm	Robotic Diaphragmatic Plication: Thoracic Approach <i>Harmik Soukiasian</i>
3:45 pm – 4:00 pm	Robotic Incision of Median Arcuate Ligament for MALS <i>Ghulam Abbas</i>
4:00 pm – 4:10 pm	Discussion
	Closing Comments

UPPER GI

FRIDAY, JUNE 21, 2019

SECTION CHAIRS



Ghulam Abbas

1:00 pm – 1:13 pm	Robotic treatment of recurrent hiatal hernia and GERD	<i>Carlos Domene</i>
1:13 pm – 1:21 pm	Robotic giant hiatal hernia repair with fundoplication	<i>Sharona Ross</i>
1:21 pm – 1:29 pm	Giant and redo robotic hiatal hernias	<i>Rubens Sallum</i>
1:29 pm – 1:42 pm	Robot-assisted heller myotomy step by step	<i>Omaira Rodriguez</i>
1:42 pm – 1:50 pm	Robotic recurrent achalasia	<i>Paula Volpe</i>
1:50 pm – 1:58 pm	Robotic myotomy of Heller	<i>Ivan Cecconello</i>
1:58 pm – 2:06 pm	Robotic reoperative Heller myotomy	<i>Sharona Ross</i>
2:06 pm – 2:14 pm	Robotic-assisted excision of epiphrenic diverticulum with Heller myotomy and dor fundoplication	<i>Enrique Elli</i>
2:14 pm – 2:22 pm	Robotic cardiomyotomy and partial fundoplication hiatal mesh removal	<i>Ivan Cecconello</i>
2:22 pm – 2:30 pm	Fluorescent guided robotic gastrectomy	<i>Woo Jin Hyung</i>
2:30 pm – 2:38 pm	Robotic resection of large gist tumor in distal gastric	<i>Stephen Scott</i>
2:38 pm – 2:46 pm	Robotic D2 total gastrectomy	<i>Carlos Domene</i>
2:46 pm – 2:59 pm	Robotic revisional foregut surgery	<i>Carlos Galvani</i>
2:59 pm – 3:19 pm	Coffee Break	
3:19 pm – 3:27 pm	Robotic-assisted paraesophageal hernia repair and gastric GIST resection.	<i>Enrique Elli</i>
3:27 pm – 3:35 pm	Robotic gastroesophageal junction GIST	<i>Carlos Domene</i>
3:35 pm – 3:43 pm	Robotic enucleation of large GIST tumor from the lesser curvature of the stomach.	<i>Carlos Galvani</i>
3:43 pm – 3:51 pm	Robotic splenic hilar LN dissection during robotic total gastrectomy	<i>Woo Jin Hyung</i>
3:51 pm – 3:59 pm	Robotic total gastrectomy with D2 lymphadenectomy	<i>Vladimir Schraibman</i>
3:59 pm – 4:12 pm	Robotic gastrectomy for gastric cancer	<i>Woo Jin Hyung</i>
4:12 pm – 4:20 pm	Robotic removal of a large duodenal GIST	<i>Konstantinos Konstantinides</i>
4:20 pm – 4:28 pm	Robotic sub-total; gastrectomy for cancer and lymph node mapping ICG fluorescence guided	<i>Giuseppe Spinoglio</i>
4:28 pm – 4:36 pm	Robotic total gastrectomy for a large gastric stromal tumor.	<i>Jorge Bravo</i>
4:36 pm – 4:49 pm	Robotic Treatment of gigantic leiomyioma of the distal esophagus	<i>Pier Giulanotti</i>
4:49 pm – 4:57 pm	Robotic treatment of Dumbard Syndrome.	<i>Rubens Sallum</i>
4:57 pm – 5:05 pm	Esophagojejunostomy with robotic stapler	<i>Woo Jin Hyung</i>
5:05 pm – 5:13 pm	Esophageal-Jejuno anastomosis by robotic approach	<i>Antonio Cury</i>
5:13 pm – 5:21 pm	Robotic transhiatal esophagectomy	<i>Alexander Rosemurgy</i>
5:21 pm – 5:29	Robotic trans hiatal esophagectomy.	<i>Carlos Domene</i>
5:29 pm – 5:42pm	Our robotic approach to esophageal adenocarcinoma	<i>Alexander Rosemurgy</i>
5:42 pm – 5:55 pm	Esophagectomy for cancer: from open to robotics	<i>Rubens Sallum</i>
5:55 pm – 6:05 pm	3 steps robotic esophagectomy for cancer.	<i>Antonio Cury</i>
6:05 pm	ADJOURN	

UROLOGY

FRIDAY, JUNE 21, 2019

SECTION CHAIRS



Vipul Patel



Ken Palmer



Justin Collins

1:00 pm	State of The Art Lecture: Current and Future Trends of Robotic Urologic Surgery <i>Vipul Patel</i>
1:00 pm – 2:00 pm	Live Surgery: Case 1 Moderators: <i>David Albala, Ray Leveillee</i> Panel: <i>Rafael Coelho, Sung-Ku Kang, Rair Valero, Marin Georgiev, Dmitry Pushkar, Scott Leslie</i> Live Case 1: Nerve Sparing Robotic Radical Prostatectomy <i>Vipul Patel</i> Live Case 2: Robotic Radical Cystectomy and Diversion (Simultaneous transmission) <i>Peter Wiklund</i>
2:00 pm – 3:00 pm	Live Surgery: Case 3 Moderators: <i>Kenneth Palmer, Kris Maes</i> Panel: <i>Oscar Schatloff, David Bouchier-Hayes, Marcelo Orvieto, Camilo Giedelman, Srinivas Samavedi, Anup Gupta</i> Live Case 3: Single Port Robotic Partial Nephrectomy: Transperitoneal Approach <i>Ronney Abaza</i>
3:00 pm – 3:30 pm	BREAK
3:30 pm – 4:30 pm	Live Surgery: Case 4 Moderators: <i>Dmitry Pushkar, Ananth Sivaraman</i> Panel: <i>Hugo Dávila, Gabriel Ogaya, Travis Rogers, Scott Leslie, Anup Gupta, Raju Thomas</i> Live Case 4: Large Prostate with Median Lobe Robotic Radical Prostatectomy TBD
4:30 pm – 5:30 pm	Live Surgery: Case 5 Moderators: <i>Jihad Kaouk, Rafael Coelho</i> Panel: <i>Hugo Dávila, Camilo Giedelman, Marcelo Orvieto, Young Hwii Ko, Rafael Coelho</i> Live Case 5: Robotic Partial Nephrectomy: Retroperitoneal Approach <i>James Porter</i>

SATURDAY, JUNE 22, 2019

DAY 2	Welcome - <i>Vipul Patel</i>
8:00 am – 12:05 pm	AM SESSION
8:00 am – 8:20 am	State of the Art Lecture: Single-Port Robotic Partial Nephrectomy <i>Jihad Kaouk</i>
8:20 am – 8:40 am	State of the Art Lecture: Single-Port RALP <i>Vipul Patel</i> Moderators: <i>S Leslie, K Badani</i>
8:40 am - 9:10 am	Semi-Live Case 1: Retzius-Sparing RALP <i>Bernardo Rocco</i>
9:10 am – 9:40 am	Semi-Live Case 2: Transperitoneal Partial Nephrectomy <i>Kris Maes</i>
9:40 am – 10:10 am	Semi-Live Case 3: Salvage Robotic Radical Prostatectomy post XRT or HIFU <i>Senthil Nathan</i>
10:10 am – 10:25 am	BREAK Moderators: <i>Bernardo Rocco, Hugo Dávila, Fikret Onol</i>
10:25 am – 11:05 am	Semi-Live Case 4: Robotic Partial Nephrectomy <i>Ketan Badani</i>
11:05 am – 11:35 am	Semi-Live Case 5: Robotic Renal Transplantation
11:35 am – 12:05 pm	Semi-Live Case 6: Complex Vaginal Fistula Repair <i>Dmitry Pushkar</i>
12:05 pm – 12:35 pm	LUNCH

UROLOGY

SATURDAY, JUNE 22, 2019 *continued*

12:35 pm – 5:30 pm PM SESSION

12:35 pm – 1:05 pm Robotic-Assisted Laparoscopic Sacrocolpopexy with Endovaginal Ultrasound
Hugo Dávila

1:05 pm – 1:35 pm Video: Robotic RPLND *Rafael Coelho*

1:35 pm – 2:20 pm Robotic Reconstructive Surgery *Ray Leveillee & Raju Thomas*

VIDEO SESSION 1 - PROSTATE

2:20 pm – 2:35 pm Complications of RALP Moderators: *Keneth Palmer and David Bouchier-Hayes*
Panel: *Bernardo Rocco, Gabriel Ogaya, Oscar Schatloff, Camilo Giedelman, Murugesan Moschovas, Sung-Ku Kang*

2:35 pm – 2:55 pm Challenging Cases of RALP Moderators: *Gabriel Ogaya, Anup Gupta*
Panel: *David Bouchier-Hayes, Rair Valero, Senthil Nathan, David Albala, Seetharam Bhat, Travis Rogers*

2:55 pm – 3:15 pm Technical innovations of RALP
Moderators: *Senthil Nathan, Kris Maes*
Panel: *Sanket Chauhan, Bernardo Rocco, Marcelo Orvieto, Fikret Onol, Rafael Coelho, Seetharam Bhat*

3:15 pm – 3:30 pm BREAK

VIDEO SESSION 2 - KIDNEY

3:30 pm – 3:50 pm *Robotic Renal Surgery Tips and Tricks* Moderators: *Ray Leveillee, David Albala*
Panel: *Marcelo Orvieto, Oscar Schatloff, Hugo Dávila, Camilo Giedelman, Rair Valero, Seetharam Bhat*

3:50 pm – 4:10 pm Complications of Robotic Renal Surgery Moderators: *Raju Thomas, Oscar Schatloff*
Panel: *Rafael Coelho, Ananth Sivaraman, Ray Leveillee, Kris Maes, Young Hwii Ko*

4:10 pm – 4:30 pm Challenging Cases of Renal Surgery Moderators: *Jihad Kaouk, Marcelo Orvieto*
Panel: *Rair Valero, Kris Maes, Raju Thomas, Bernardo Rocco, Ray Leveillee, Marcio Moschovas*

VIDEO SESSION 3 - BLADDER

4:30 pm – 4:50 pm **State of the Art Lecture: Current Status of Robotic Radical Cystectomy**
Murugesan Manoharan

4:50 pm – 5:10 pm Robotic Bladder Ca Surgery Tips and Tricks
Moderator: *Murugesan Manoharan, Srinivas Samavedi, Camilo Giedelman*
Panel: *Senthil Nathan, Marcelo Orvieto, Rafael Coelho, David Bouchier-Hayes, Gabriel Ogaya, Fikret Onol*

5:10 pm – 5:30 pm Complications of Robotic Cystectomy *Murugesan Manoharan*

UROLOGY

SUNDAY, JUNE 23, 2019

8:00 am – 10:00 am	Podium Presentation / Video Presentation Moderators: <i>Fikret Onol, Seetharam Bhat, David Bouchier-Hayes, David Albala, Marcio Moschovas</i>
8:00 am – 8:05 am	Comparison Of Outcomes In Salvage Robotic-Assisted Laparoscopic Prostatectomy For Post-Primary Radiation Vs. Ablation Therapies Fikret Onol*, Adventhealth Global Robotics Institute
8:05 am – 8:10 am	The Effect Of Uspst Recommendation On Post-Operative Outcomes In Robot-Assisted Laparoscopic Prostatectomy (Ralp) Based Onanalysis Of A Single Surgeon Series. Seetharam Bhat*, Global Robotics Institute
8:10 am – 8:15 am	Can We Predict Who Will Need Lymphocele Drainage Following Robot Assisted Laparoscopic Prostatectomy (Ralp)? Seetharam Bhat*, Global Robotics Institute
8:15 am – 8:20 am	Dehydrated Human Amnion/Chorion Membraneaccelerates The Return to Continence And Potency Recovery After A Nerve-Sparing Robotic-Assisted Radical Prostatectomy <i>Alexander Govorov*, Msmsu</i>
8:20 am – 8:25 am	Cost Analysis Of Thetreatment For Localized Prostate Cancer, A Comparison Between Robot-Assisted Radical Prostatectomy, Brachytherapy And Stereotactic Body Radiotherapy In Japanesereferral Hospital Masaru Ishida*, Department Of Urology, Saiseikai Yokohamashi Tobu Hospital; Robotic Surgery Center, <i>Saiseikai Yokohamashi Tobuhospital</i>
8:25 am – 8:30 am	Management Of Intractable Bladder Neck Strictures Following Radical Prostatectomy Arjun Nathan*, University College London Hospital
8:30 am – 8:35 am	Single Centre Outcomes From A Large Series Of Robotic Salvage Prostatectomies Arjun Nathan*, University College London Hospital
8:35 am – 8:40 am	Use Of Transversus Abdominis Plane Blockto Decrease Pain Scores And Narcotic Use Following Robot Assisted Laparoscopic Prostatectomy Travis Rogers*, Global Robotics Institute Advent Health
8:40 am – 8:45 am	Trombone: Testing Radical Prostatectomy In Men With Prostate Cancer And Oligometastases To The Bone: A Randomized Controlled Feasibility Trial Senthil Nathan*, University College London Hospital Nhs Foundation Trust
8:45 am – 8:50 am	Urinary Reconstruction Algorithm For Minimally-Invasive Radical Cystectomy In A High-Volume Oncological Center In Latin America Wenceslao Villamil*, Hospital Italiano De Buenos Aires
8:50 am – 8:55 am	Comparative Effectiveness Of Rarp Versusrt For Localized/Locally Advanced Prostate Cancer In Elderly Men: A National Wide Observational Study Young-Hwii Ko*, Yeoungham University
Video #1	Transvesical Single-Port Simple Prostatectomy: A New Technique <i>Guilherme Sawczyn</i>
Video #2	Description Of A Novel Technique For Single Port Extra-Peritoneal Robotic Radical Prostatectomy <i>Rair Valero</i>
Video #3	Salvage Robotic-Assisted Laparoscopic Seminal Vesiculectomy For A Merkel Cell Carcinoma Metastasis <i>Luisa Alves</i>
Video #4	Outcomes Of Robotic Ileal Ureter <i>Austin Bramwell</i>
Video #5	Salvage Robot-Assisted Laparoscopic Prostatectomy: Tips And Tricks For Challenges Due To Different Primary Treatments <i>Fikret Onol</i>



Senhance™

The Senhance™ Surgical System with Digital Laparoscopy
Ushering in a New Era in Minimally Invasive Surgery



Advancing Minimally Invasive Surgery

Digital Laparoscopy with haptic sensing,
eye-tracking camera control
and robotic precision

See What's New in Robotic MIS
Learn more at Senhance.com

TransEnterix®

CooperSurgical

Medical Devices

VISIT OUR BOOTH IN
THE EXHIBIT HALL

coopersurgical.com


TITAN MEDICAL™

Titan Medical is proud to support the
10th Annual Meeting of the SRS as a Bronze Sponsor



CAUTION: INVESTIGATIONAL DEVICE, LIMITED BY FEDERAL LAW TO INVESTIGATIONAL USE

titanmedicalinc.com | 416.548.7522



Ready, Set, Leap. Forward.

Surgical technology is about to take a giant leap forward.

Verb's products have not been evaluated by the Food and Drug Administration (FDA) or any other regulatory body. Verb's product candidates are pre-market and have not been approved or cleared to diagnose, treat, cure or prevent any disease.

Thank You



2019 PARTNERSHIPS

PINNACLE

INTUITIVE™

GOLD



SILVER



BRONZE



EXHIBITOR



CONTRIBUTOR



This activity is funded in part by a unrestricted educational grant from Intuitive Surgical.